


1,000-POINT SCORERS



1. SEAN LAMPLEY — Forward, 6-7, 225, Chicago, IL (St. Francis DeSales HS)

SEASON	G	FG	FGA	PCT	3P	3PA	PCT	FT	FTA	PCT	REB	AVG	PF	TP	AVG
1997-98	27	89	198	.449	5	19	.263	43	73	.589	141	5.2	63	226	8.4
1998-99	32	151	307	.492	4	12	.333	90	142	.634	280	8.8	85	396	12.4
1999-00	33	212	417	.508	1	17	.059	124	192	.646	244	7.4	81	549	16.6
2000-01	31	209	416	.502	7	33	.212	180	244	.738	224	7.2	79	605	19.5
TOTALS	123	661	1338	.494	17	81	.210	437	651	.671	889	7.2	308	1776	14.4



2. LAMOND MURRAY — Forward, 6-7, 220, Fremont, CA (Kennedy HS)

SEASON	G	FG	FGA	PCT	3P	3PA	PCT	FT	FTA	PCT	REB	AVG	PF	TP	AVG
1991-92	28	152	321	.474	17	56	.304	66	93	.710	171	6.1	66	387	13.8
1992-93	30	230	445	.517	36	99	.364	76	121	.628	189	6.3	69	572	19.1
1993-94	30	262	550	.476	46	139	.331	159	208	.764	236	7.9	71	729	24.3
TOTALS	88	644	1316	.489	99	294	.337	301	422	.713	596	6.8	206	1688	19.2



3. KEVIN JOHNSON — Guard, 6-1, 180, Sacramento, CA (Sacramento HS)

SEASON	G	FG	FGA	PCT	3P	3PA	PCT	FT	FTA	PCT	REB	AVG	PF	TP	AVG
1983-84	28	98	192	.520				75	104	.721	83	3.0	62	271	9.7
1984-85	27	127	282	.450				94	142	.662	104	3.9	64	348	12.9
1985-86	29	164	335	.490				123	151	.815	104	3.6	73	451	15.6
1986-87	34	212	450	.471	48	124	.387	113	138	.819	132	3.9	64	585	17.2
TOTALS	118	601	1259	.477	48	124	.387	405	535	.757	423	3.6	263	1655	14.0



4. BOB McKEEN — Center, 6-7, 220, Piedmont, CA (Piedmont HS)

SEASON	G	FG	FGA	PCT	3P	3PA	PCT	FT	FTA	PCT	REB	AVG	PF	TP	AVG
1951-52	30	124	337	.370				43	93	.460	255	8.6	87	291	9.7
1952-53	26	175	417	.420				107	191	.560	243	9.3	53	457	17.6
1953-54	27	169	404	.420				93	162	.570	272	10.0	51	431	16.0
1954-55	24	181	443	.410				113	197	.570	264	11.0	69	475	19.8
TOTALS	107	649	1601	.405				356	643	.553	1034	9.7	260	1654	15.5



5. LEONARD TAYLOR — Forward/Center, 6-8, 220, Inglewood, CA (St. Bernard HS)

SEASON	G	FG	FGA	PCT	3P	3PA	PCT	FT	FTA	PCT	REB	AVG	PF	TP	AVG
1984-85	28	125	235	.532				97	134	.724	171	6.1	77	347	12.4
1985-86	29	131	257	.510				84	117	.718	220	7.6	102	346	11.9
1986-87	14	87	147	.592	0	0	.000	92	114	.807	123	8.8	39	266	19.0
1987-88	<i>(Redshirt - injury)</i>														
1988-89	33	233	432	.539	16	41	.390	167	206	.811	270	8.2	89	649	19.7
TOTALS	104	576	1071	.540	16	41	.390	440	571	.770	784	7.5	307	1608	15.5



6. BRIAN HENDRICK — Forward, 6-9, 225, Walnut, CA (Diamond Bar HS)

SEASON	G	FG	FGA	PCT	3P	3PA	PCT	FT	FTA	PCT	REB	AVG	PF	TP	AVG
1989-90	32	175	295	.593	0	0	.000	128	188	.681	242	7.6	116	478	14.9
1990-91	28	189	340	.556	0	0	.000	114	152	.757	252	9.0	84	492	17.6
1991-92*	19	115	241	.477	0	2	.000	75	112	.670	204	10.7	62	305	16.1
1992-93	27	101	206	.490	0	0	.000	79	116	.681	200	7.4	69	281	10.4
TOTALS	106	580	1082	.536	0	2	.000	396	568	.699	898	8.5	331	1556	14.7

* Missed 9 games due to knee injury



7. RUSS CRITCHFIELD — Guard, 5-10, 155, Salinas, CA (Salinas HS)

SEASON	G	FG	FGA	PCT	3P	3PA	PCT	FT	FTA	PCT	REB	AVG	PF	TP	AVG
1965-66	25	159	350	.454				69	89	.775	52	2.0	77	387	15.5
1966-67	26	225	493	.456				95	125	.760	71	2.7	67	545	21.0
1967-68	23	206	454	.454				93	117	.795	37	1.6	52	505	22.0
TOTALS	74	590	1297	.455				257	331	.776	160	2.2	196	1437	19.4



8. RICKIE HAWTHORNE — Guard, 6-3, 190, Los Angeles, CA (Verbum Dei HS)

SEASON	G	FG	FGA	PCT	3P	3PA	PCT	FT	FTA	PCT	REB	AVG	PF	TP	AVG
1972-73	21	119	274	.434				61	85	.718	123	5.9	47	299	14.2
1973-74	26	144	343	.420				79	110	.718	73	2.8	75	367	14.1
1974-75	26	148	350	.423				126	188	.670	84	3.2	70	422	16.2
1975-76	25	127	292	.435				71	108	.657	62	2.5	50	325	13.0
TOTALS	98	538	1259	.427				337	491	.686	342	3.5	242	1413	14.4



9. KEITH SMITH — Guard, 6-4, 175, Portland, OR (Wilson HS)

SEASON	G	FG	FGA	PCT	3P	3PA	PCT	FT	FTA	PCT	REB	AVG	PF	TP	AVG
1986-87	35	21	64	.328	2	10	.200	23	34	.676	28	0.8	26	67	1.9
1987-88	28	132	174	.482	21	51	.412	77	100	.770	72	2.6	78	362	12.9
1988-89	33	155	313	.495	25	66	.379	103	140	.736	100	3.0	80	438	12.7
1989-90	32	195	362	.539	99	140	.462	99	140	.707	111	3.5	78	531	16.6
TOTALS	128	503	1013	.497	90	218	.413	302	414	.729	311	2.4	262	1398	10.9




10. ANSLEY TRUITT — Center, 6-9, 220, San Francisco, CA (Wilson HS)

SEASON	G	FG	FGA	PCT	3P	3PA	PCT	FT	FTA	PCT	REB	AVG	PF	TP	AVG
1969-70	26	176	398	.442				73	119	.613	252	9.7	101	425	16.3
1970-71	25	171	373	.458				73	100	.730	306	12.2	85	415	16.6
1971-72	29	226	512	.441				92	128	.719	382	13.2	92	544	18.8
TOTALS	80	573	1283	.447				238	347	.686	940	11.7	278	1384	17.3




1,000-POINT SCORERS



11. ROY FISHER - F, 6-7, 210

SEASON	G	FG-FGA	3P-3PA	FT-FTA	TP	AVG
1987-88	18	62-136	0-4	49-61	173	9.6
1988-89	31	135-230	2-6	78-107	350	11.3
1989-90	32	166-333	19-59	125-161	476	14.9
1990-91	28	138-289	20-73	86-110	383	13.7
Totals	109	501-1039	41-141	338-439	1382	12.7



12. JACKIE RIDGLE - F, 6-4, 190

SEASON	G	FG-FGA	3P-3PA	FT-FTA	TP	AVG
1968-69	24	146-322		187-253	479	19.9
1969-70	26	136-273		160-216	432	16.6
1970-71	25	149-311		134-182	432	17.3
Totals	75	431-906		481-651	1343	17.9



13. DAVE BUTLER - F, 6-9, 225

SEASON	G	FG-FGA	3P-3PA	FT-FTA	TP	AVG
1982-83	28	80-182		57-76	217	7.8
1983-84	26	105-232		76-101	286	11.0
1984-85	4	23-45		7-8	53	13.3
1985-86	29	145-266		52-97	342	11.8
1986-87	33	154-361	1-5	84-121	393	11.9
Totals	120	507-1086	1-5	276-403	1291	10.6




14. DOUG TRUE - F, 6-8, 215

SEASON	G	FG-FGA	3P-3PA	FT-FTA	TP	AVG
1976-77	27	107-254		64-99	278	10.3
1977-78	27	117-258		44-64	278	10.3
1978-79	27	106-256		39-64	251	9.3
1979-80	27	173-367		62-101	408	15.1
Totals	108	503-1135		209-328	1215	11.2



15. GENE RANSOM - G, 5-9, 170

SEASON	G	FG-FGA	3P-3PA	FT-FTA	TP	AVG
1975-76	26	136-303		71-98	343	13.2
1976-77	27	156-374		71-101	383	14.2
1977-78	27	182-413		95-121	459	17.0
Totals	80	474-1090		237-320	1185	14.8



Chris Washington




Dave Butler



16. JOHN COUGHRAN - F, 6-6, 225

SEASON	G	FG-FGA	3P-3PA	FT-FTA	TP	AVG
1970-71	25	94-201		54-85	242	9.7
1971-72	29	202-424		134-184	538	18.6
1972-73	26	169-371		65-93	403	15.5
Totals	101	468-1309		322-467	1183	15.8



17. CHRIS WASHINGTON - G, 6-1, 165

SEASON	G	FG-FGA	3P-3PA	FT-FTA	TP	AVG
1983-84	28	103-207		66-92	272	9.7
1984-85	28	138-296		90-121	366	13.1
1985-86	29	118-253		59-95	295	10.2
1986-87	35	95-218	11-33	45-72	246	7.0
Totals	120	454-974	11-33	260-380	1179	9.8




18. MICHAEL CHAVEZ - G, 5-9, 160

SEASON	G	FG-FGA	3P-3PA	FT-FTA	TP	AVG
1979-80	27	135-310		50-61	320	11.9
1980-81	27	86-176		32-39	204	7.6
1981-82	27	115-248		48-55	278	10.3
1982-83	27	146-310		68-80	360	13.3
Totals	108	482-1044		198-235	1162	10.8



19. BUTCH HAYS - G, 6-4, 175

SEASON	G	FG-FGA	3P-3PA	FT-FTA	TP	AVG
1980-81	27	76-155		70-97	222	8.2
1981-82	27	96-217		84-128	276	10.2
1982-83	28	107-228		81-119	295	10.5
1983-84	28	135-325		82-116	352	12.6
Totals	110	414-925		317-460	1145	10.4



20. ANDY WOLFE - G, 6-1, 190

SEASON	G	FG-FGA	3P-3PA	FT-FTA	TP	AVG
1945-46	34	199		59-91	457	13.4
1946-47	31	107		55-81	269	8.7
1947-48	32	155		76-112	386	12.1
Totals	97	461		190-284	1112	11.5

1,000-POINT SCORERS



21. RYAN DREW - G, 6-3, 180

SEASON	G	FG-FGA	3P-3PA	FT-FTA	TP	AVG
1987-88	29	114-269	60-152	31-43	319	11.0
1988-89	33	102-245	47-138	37-52	288	8.7
1989-90	32	111-245	68-162	24-35	312	9.8
1990-91	26	57-156	39-108	14-23	167	6.4
Totals	120	384-915	214-560	95-137	1086	9.1



22. ED GRAY - G, 6-3, 210

SEASON	G	FG-FGA	3P-3PA	FT-FTA	TP	AVG
1995-96	28	146-339	40-119	106-134	438	15.6
1996-97	26	224-486	38-126	158-200	644	24.8
Totals	54	370-825	78-245	264-334	1082	20.0




23. KEVIN SINGLETON - F/G, 6-6, 180

SEASON	G	FG-FGA	3P-3PA	FT-FTA	TP	AVG
1976-77	19	15-42		15-21	45	2.4
1977-78	27	107-270		49-76	308	9.7
1978-79	27	181-381		72-96	434	16.1
1979-80	1	6-9		0-0	12	12.0
1980-81	27	132-301		50-74	314	11.6
Totals	101	441-1003		186-267	1068	10.6



24. LARRY FRIEND - F, 6-4, 200

CAREER	G	FG-FGA	3P-3PA	FT-FTA	TP	AVG
1954-55	20	94-236		58-90	246	12.3
1955-56	25	109-270		106-141	324	13.0
1956-57	26	177-397		137-189	491	18.9
Totals	71	380-903		301-420	1061	14.9



25. MICHAEL PITTS - C, 6-11, 210

SEASON	G	FG-FGA	3P-3PA	FT-FTA	TP	AVG
1979-80	26	141-329		72-115	354	13.1
1980-81	27	104-203		30-57	238	8.8
1981-82	0	0-0		0-0	0	0.0
1982-83	28	141-280		122-169	404	14.4
1983-84	4	21-40		6-9	48	12.0
Totals	85	407-852		230-350	1044	12.3



Bill Hagler




26. BILL HAGLER - F, 6-3, 180

CAREER	G	FG-FGA	3P-3PA	FT-FTA	TP	AVG
1948-49	33	128		71-122	327	9.9
1949-50	27	109-320		70-123	288	10.7
1950-51	32	164-474		99-169	427	13.3
Totals	92	401		240-414	1042	11.3



27. MARK McNAMARA - C, 6-11, 235

CAREER	G	FG-FGA	3P-3PA	FT-FTA	TP	AVG
1980-81	26	182-295		84-168	448	17.2
1981-82	27	231-329		131-242	593	22.0
Totals	53	413-624		215-410	1041	19.6



28. MONTY BUCKLEY - G/F, 6-6, 210

SEASON	G	FG-FGA	3P-3PA	FT-FTA	TP	AVG
1991-92	24	43-111	16-60	16-23	118	4.9
1992-93	28	42-86	12-37	17-24	113	4.0
1993-94	29	134-253	25-88	77-109	370	12.8
1994-95	27	145-312	53-130	91-131	434	16.1
Totals	108	364-762	106-315	201-287	1035	9.6



29. JOE SHIPP - F, 6-5, 220

SEASON	G	FG-FGA	3P-3PA	FT-FTA	TP	AVG
1999-00	33	109-235	40-121	43-56	301	9.1
2000-01	31	95-216	34-108	35-50	259	8.4
2001-02	32	162-333	43-122	107-137	474	14.8
Totals	96	366-784	117-351	185-243	1034	10.8



29. CHARLIE JOHNSON - G, 6-0, 170

SEASON	G	FG-FGA	3P-3PA	FT-FTA	TP	AVG
1968-69	25	152-387		47-65	351	14.0
1969-70	24	141-381		53-73	335	14.2
1970-71	25	149-339		41-66	339	13.6
Totals	74	442-1107		141-204	1025	13.9



30. RANDY DUCK - G, 6-2, 210

SEASON	G	FG-FGA	3P-3PA	FT-FTA	TP	AVG
1993-94	20	36-90	11-38	22-34	105	5.3
1994-95	26	85-220	38-106	42-62	250	9.6
1995-96	28	85-194	44-114	40-52	254	9.1
1996-97	32	137-313	60-165	60-85	394	12.3
Totals	106	343-817	153-423	164-233	1003	9.5



Michael Pitts

RECORDS vs. PAC-10 OPPONENTS



RECORDS AGAINST ARIZONA

Points: 34, Connie White, Dec. 27, 1974
FG: 16, Connie White, Dec. 27, 1974
FGA: 25, Kevin Singleton, Feb. 2, 1979
 25, Lamond Murray, Feb. 13, 1994
FG%*: 1.000, Michael Pitts, Jan. 31, 1981 (9-9)
3P: 6, Ryan Forehan-Kelly, March 11, 2000
 6, Lamond Murray, Jan. 13, 1994
3PA: 11, Shantay Legans, March 11, 2000
FT: 11, Butch Hays, Jan. 30, 1982
FTA: 19, Butch Hayes, Jan. 30, 1982
FT%*: 1.000, Thomas Kilgore, Feb. 25, 1999 (10-10)
Rebounds: 22, Mark McNamara, Jan. 30, 1982

RECORDS AGAINST ARIZONA STATE

Points: 36, Jackie Ridgle, Dec. 30, 1968
FG: 12, Leonard Taylor, Jan. 5, 1989
FGA: 19, six times, last by Shareef Abdur-Rahim, Jan. 6, 1996
FG%*: .875, Alfred Grigsby, March 6, 1997 (7-8)
3P: 5, three times, last by Brian Wethers, March 8, 2001
3PA: 10, three times, last by Shantay Legans, Jan. 8, 2000
FT: 20, Dave Butler, Feb. 26, 1987
FTA: 24, Dave Butler, Feb. 26, 1987
FT%*: 1.000 (8-8), three times, last by Shantay Legans, Feb. 28, 2002
Rebounds: 18, Mark McNamara, Feb. 28, 1981

RECORDS AGAINST OREGON

Points: 39, Amit Tamir, Feb. 9, 2002
FG: 16, Russ Critchfield, Jan. 6, 1968
FGA: 28, Charlie Johnson, Feb. 7, 1970
FG%*: 1.000, Mark McNamara, Feb. 6, 1982 (9-9)
3P: 6, Ryan Drew, Jan. 24, 1988
3PA: 12, K.J. Roberts, March 2, 1995
FT: 14, Chris Washington, Dec. 29, 1984
 14, Gene Ransom, Feb. 10, 1977
FTA: 19, Gene Ransom, Feb. 10, 1977
FT%*: 1.000, Leonard Taylor, Dec. 23, 1986 (10-10)
Rebounds: 17, Stu Watterson, Dec. 23, 1968

RECORDS AGAINST OREGON STATE

Points: 33, Ed Gray, Jan. 16, 1997
 33, Leonard Taylor, Jan. 26, 1989
FG: 13, Leonard Taylor, Jan. 26, 1989
FGA: 26, Lamond Murray, Feb. 3, 1994
FG%*: 1.000, accomplished three times (5-5)
3P: 5, three times, last by Geno Carlisle, Jan. 5, 1998
3PA: 10, Randy Duck, Jan. 16, 1997
 10, Geno Carlisle, March 5, 1998
FT: 18, Gene Ransom, Feb. 16, 1978
FTA: 20, Gene Ransom, Feb. 16, 1978
 20, Jackie Ridgle, Feb. 15, 1969
FT%*: 1.000, Ray Murry, Feb. 12, 1977
 1.000, Dan Wolthers, Feb. 13, 1965 (11-11)
Rebounds: 25, Bob Presley, Feb. 24, 1968

RECORDS AGAINST STANFORD

Points: 41, Ray Murry, March 5, 1977
FG: 17, Dick Tamberg, Feb. 26, 1954
FGA: 32, Ansley Truitt, Feb. 4, 1972
FG%*: 1.000, John Terry, Feb. 1, 1975 (6-6)
3P: 5, Kevin Johnson, Feb. 22, 1987
3PA: 9, Geno Carlisle, Feb. 4, 1998
FT: 16, Jackie Ridgle, Jan. 17, 1969
FTA: 19, Jackie Ridgle, Jan. 17, 1969
FT%*: 1.000, Ed Gray, Jan. 29, 1997 (11-11)
Rebounds: 22, Ansley Truitt, Feb. 4, 1972

RECORDS AGAINST UCLA

Points: 36, Bob McKeen, Feb. 19, 1955
 36, Mark McNamara, Feb. 19, 1982
 36, Lamond Murray, Feb. 24, 1994
FG: 15, Bob McKeen, Feb. 19, 1955
FGA: 28, Ansley Truitt, March 3, 1972
 28, Ed Gray, Jan. 11, 1997
FG%*: .889, Alfred Grigsby, Feb. 18, 1992 (8-9)
 .889, Tremaine Fowlkes, Jan. 28, 1995 (8-9)
3P: 6, Ryan Forehan-Kelly, March 7, 2002
3PA: 11, Lamond Murray, Feb. 20, 1993
FT: 15, Lamond Murray, Feb. 24, 1994
FTA: 17, Matt Beeuwsaert, Dec. 21, 1987
FT%*: 1.000, Larry Friend, March 2, 1956
 1.000, Carl Boyd, Feb. 13, 1999 (6-6)
Rebounds: 21, Darrall Imhoff, Feb. 13, 1960
 21, Camden Wall, March 2, 1964

RECORDS AGAINST USC

Points: 37, Rickie Hawthorne, Feb. 28, 1976
FG: 14, Bob Presley, March 1, 1968
FGA: 27, Shareef Abdur-Rahim, Jan. 11, 1996
FG%*: .909, Mark McNamara, Feb. 21, 1981 (10-11)
3P: 6, Billy Dreher, Feb. 17, 1991
 6, Ryan Drew, March 10, 1988
3PA: 11, Billy Dreher, Feb. 17, 1991
FT: 12, Larry Friend, March 9, 1957
 12, Jelani Gardner, Feb. 25, 1995
FTA: 16, Rickie Hawthorne, Feb. 28, 1976
FT%*: 1.000, Leonard Taylor, Jan. 22, 1987 (10-10)
 1.000, Ray Murry, Feb. 29, 1977 (10-10)
Rebounds: 20, Ansley Truitt, March 4, 1972

RECORDS AGAINST WASHINGTON

Points: 32, Phil Chenier, Feb. 13, 1971
 32, Michael Pitts, Feb. 24, 1983
FG: 14, Michael Pitts, Feb. 24, 1983
 14, Gene Ransom, Jan. 12, 1978
FGA: 26, Bob McKeen, March 1953
FG%*: 1.000, Earl Shultz, Jan. 16, 1969 (9-9)
3P: 5, Ryan Drew, Feb. 11, 1988
3PA: 10, Ryan Drew, Feb. 11, 1988
FT: 12, three times, last by Sean Lampley, Feb. 22, 2001
FTA: 17, Michael Pitts, Jan. 29, 1983
 17, Rickie Hawthorne, Feb. 15, 1975
FT%*: 1.000, Bob Presley, Feb. 9, 1968 (9-9)
 1.000, Matt Beeuwsaert, Jan. 16, 1988 (9-9)
Rebounds: 21, Ansley Truitt, Feb. 13, 1971

RECORDS AGAINST WASHINGTON STATE

Points: 48, Ed Gray, Feb. 22, 1997
FG: 14, Ed Gray, Feb. 22, 1997
FGA: 26, Ed Gray, Feb. 22, 1997
 26, Lamond Murray, March 12, 1994
FG%*: 1.000, Dan McIntosh, Jan. 5, 1957 (6-6)
 1.000, Alfred Grigsby, Jan. 30, 1993 (6-6)
3P: 7, Jason Kidd, March 12, 1994
3PA: 11, Jason Kidd, March 12, 1994
FT: 16, Ed Gray, Feb. 22, 1997
FTA: 19, Brian Hendrick, Jan. 10, 1991
FT%*: 1.000, Dick Tamberg, Dec. 18, 1953 (8-8)
Rebounds: 20, Bob Presley, Jan. 10, 1968
 * Minimum 5 made



Lamond Murray scored more than 30 points five times during the 1993-94 season.

30-POINT CLUB BY PLAYER

6

Ed Gray

- 48 at Washington State, Feb. 22, 1997
- 33 at Oregon State, Jan. 16, 1997
- 32 vs. Kansas, Nov. 26, 1996
- 30 vs. Washington State, Jan. 23, 1997 (2OT)
- 30 at Oregon, Jan. 18, 1997
- 30 vs. Illinois, Dec. 3, 1996 (2OT)

Mark McNamara

- 37 vs. Seattle Pacific, Dec. 22, 1980
- 36 at UCLA, Feb. 19, 1982
- 32 vs. UC Davis, Nov. 30, 1981
- 31 vs. Alcorn State, Dec. 13, 1980
- 31 at Nevada, Dec. 12, 1981
- 30 at Stanford, Jan. 2, 1982

5

Russ Critchfield

- 36 at Oregon, Jan. 6, 1968
- 36 vs. Texas, Dec. 29, 1965
- 33 vs. SMU, Dec. 28, 1967
- 31 vs. Western Kentucky, Dec. 29, 1967
- 31 at Denver, Feb. 3, 1968

Bob McKeen

- 40 vs. Utah, Jan. 30, 1954
- 36 vs. UCLA, Feb. 19, 1955
- 32 vs. Kansas State, Dec. 27, 1954
- 30 at USC, January, 1955
- 30 vs. Stanford, Feb. 26, 1955

Lamond Murray

- 38 at Washington State, March 12, 1994
- 36 at UCLA, Feb. 24, 1994
- 36 vs. Washington State, Jan. 6, 1994
- 33 at Arizona, Jan. 13, 1994
- 31 vs. St. Mary's, Jan. 2, 1994

Jackie Ridgle

- 36 vs. Arizona State, Dec. 30, 1968
- 35 vs. San Francisco, Dec. 2, 1968
- 32 at Oregon State, Jan. 8, 1971
- 30 vs. Stanford, Jan. 17, 1969
- 30 at Oregon, Feb. 8, 1969

Leonard Taylor

- 33 at Stanford, Feb. 16, 1989
- 33 vs. Oregon State, Jan. 26, 1989
- 32 vs. Connecticut, March 20, 1989
- 31 vs. Florida, Dec. 27, 1986
- 30 vs. Oregon, Dec. 23, 1986

4

Shareef Abdur-Rahim

- 33 vs. Northern Arizona, Nov. 25, 1995
- 32 at Washington State, Jan. 25, 1996
- 32 at San Francisco, Dec. 5, 1995
- 31 vs. Stanford, March 3, 1996

3

Brian Hendrick

- 33 vs. Washington State, Jan. 10, 1991
- 31 vs. UCLA, Jan. 21, 1990
- 30 at San Jose State, Dec. 28, 1991

Kevin Johnson

- 31 at USC, Jan. 2, 1987
- 31 vs. Stanford, Jan. 17, 1987
- 30 vs. Cal State Fullerton, March 13, 1987

Bob Presley

- 34 vs. San Jose State, Dec. 4, 1968
- 33 at Illinois, Dec. 23, 1967
- 31 vs. USC, March 1, 1968

Gene Ransom

- 36 vs. Oregon, Feb. 10, 1977 (5OT)
- 31 vs. Oregon State, Feb. 16, 1978
- 30 vs. Washington, Jan. 12, 1978

2

Ray Murry

- 41 vs. Stanford, March 5, 1977
- 30 at USC, Feb. 24, 1977

Kevin Singleton

- 31 vs. Arizona, Feb. 2, 1979
- 30 vs. Oregon, Feb. 23, 1979

Ansley Truitt

- 35 vs. New Mexico State, Jan. 17, 1972
- 34 at Oregon, Feb. 18, 1972




TOP INDIVIDUAL PERFORMANCES



1

- Geno Carlisle**
31 at UCLA, Feb. 14, 1998
- Phil Chenier**
32 vs. Washington, Feb. 13, 1971
- John Coughran**
47 at Utah State, Jan. 31, 1972
- Rickie Hawthorne**
37 vs. USC, Feb. 28, 1976
- Sean Lampley**
32 at Oregon State, Feb. 8, 2001 (OT)
- Carl Meier**
30 at Houston, Dec. 16, 1972
- Thomas Kilgore**
34 at Washington State, Feb. 18, 1999
- Charlie Perkins**
30 vs. USC, Jan. 13, 1968
- Michael Pitts**
32 vs. Washington, Feb. 24, 1983
- Dick Tamberg**
38 vs. Stanford, Feb. 26, 1954
- Amit Tamir**
39 vs. Oregon, Feb. 9, 2002 (2OT)
- Doug True**
30 vs. Washington State, Feb. 7, 1980
- Connie White**
34 vs. Arizona, Dec. 27, 1974
- Note: Cal has never had two 30-point scorers in the same game.*



Bob Presley (left) grabbed a Cal-record 27 rebounds versus St. Mary's in 1967.

MOST POINTS IN A GAME

- 48 Ed Gray at Washington State Feb. 22, 1997
- 47 John Coughran at Utah State Jan. 31, 1972
- 41 Ray Murry vs. Stanford March 5, 1977
- 40 Bob McKeen vs. Utah Jan. 30, 1954
- 39 Amit Tamir vs. Oregon Feb. 8, 2002

MOST 30-POINT GAMES IN A SEASON

- 6 Ed Gray 1997
- 5 Lamond Murray 1994
- 4 Shareef Abdur-Rahim 1996
- Mark McNamara 1982
- Jackie Ridgle 1969
- Bob McKeen 1955

MOST 20-POINT GAMES IN A CAREER

- 46 Lamond Murray 1992-94
- 41 Russ Critchfield 1966-68
- 35 Ansley Truitt 1970-72
- 33 Ed Gray 1996-97

MOST 20-POINT GAMES IN A SEASON

- 23 Lamond Murray 1994
- 21 Ed Gray 1997
- 19 Russ Critchfield 1967

20-REBOUND CLUB BY PLAYER

6

- Bob Presley**
27 vs. St. Mary's, Dec. 6, 1967
- 25 vs. Oregon State, Feb. 24, 1968
- 20 vs. San Francisco, Dec. 9, 1967
- 20 at Illinois, Dec. 23, 1967
- 20 vs. Washington State, Feb. 10, 1968
- 20 vs. Washington, Feb. 9, 1968

5

- Ansley Truitt**
22 at Stanford, Feb. 4, 1972
- 21 vs. Air Force, Dec. 30, 1970
- 21 vs. Washington, Feb. 13, 1971
- 20 vs. UCLA, March 3, 1972
- 20 vs. USC, March 4, 1972

4

- Mark McNamara**
22 vs. UC Davis, Nov. 30, 1981
- 22 at Arizona, Jan. 30, 1982
- 20 at Arizona, Feb. 26, 1981
- 20 at Washington, Jan. 16, 1982

3

- Darrall Imhoff**
21 vs. West Virginia, March 21, 1959
- 21 vs. UCLA, Feb. 13, 1960
- 20 vs. Oregon State, Jan. 30, 1960

2

- Bob McKeen**
22 vs. Universal Motors, Feb., 1952
- 20 vs. Hawaii, Dec. 22, 1953


1

- Camden Wall**
21 at UCLA, March 2, 1964
- Bill McClintock**
20 at UCLA, March 11, 1961





Date	Cal	Opp	Res	#OTS	
2/9/02	107	Oregon	103	W	2
1/24/02	92	at USC	91	W	1
2/8/01	72	at Oregon State	69	W	1
1/25/01	75	at Washington State	71	W	1
11/13/00	83	Mississippi State	76	W	1
2/26/00	78	at Washington State	81	L	1
1/8/00	108	Arizona State	111	L	2
1/2/99	69	Oregon	71	L	1
1/22/98	84	at Washington	86	L	1
1/23/97	77	Washington State	75	W	2
12/3/96	89	Illinois	88	W	2
3/9/95	73	Washington	74	L	1
12/29/94	73	Alabama	76	L	1
2/26/94	78	at USC	86	L	1
1/13/94	98	at Arizona	93	W	1
2/18/93	86	USC	83	W	1
1/25/90	68	at Arizona State	66	W	2
1/2/90	70	at Arizona	71	L	1
1/26/89	64	Oregon State	69	L	1
2/11/87	84	at Washington	82	W	1
12/23/87	56	USC	58	L	2
12/3/83	83	San Francisco	88	L	1
3/13/87	72	Cal State Fullerton	68	W	1
1/23/87	82	at Arizona	81	W	2
3/8/86	78	at Washington	72	W	1
3/6/86	78	at Washington State	81	L	1
1/12/86	72	at Arizona	79	L	2
12/28/85	53	at Dayton	59	L	1
2/16/85	43	at Stanford	41	W	2
3/8/84	60	at Oregon State	64	L	1
1/26/84	68	Washington State	63	W	1
12/22/83	60	at Santa Clara	52	W	1
3/10/83	65	Oregon State	70	L	1
1/6/83	67	at Oregon	69	L	1
12/28/82	69	East Tennessee State	71	L	1
2/19/82	65	at UCLA	70	L	1
1/14/82	55	at Washington State	57	L	1
12/18/81	77	Wyoming	75	W	1
2/21/81	73	USC	71	W	1
2/2/81	81	Arizona State	84	L	2
12/30/79	61	at Nevada	66	L	1
1/7/78	55	at Oregon State	57	L	1
12/1/77	81	Nevada	89	L	1
2/10/77	107	Oregon	102	W	5
2/28/76	96	USC	94	W	1
1/24/76	89	at Stanford	85	W	2
1/7/74	75	Rice	76	L	1
2/16/73	69	Oregon	72	L	1
2/10/73	55	at Oregon	60	L	1
2/12/72	79	Oregon State	74	W	1
2/4/72	86	at Stanford	93	L	3
1/8/72	79	Washington State	76	W	2
12/2/71	82	Houston	81	W	2
1/8/71	101	at Oregon State	100	W	1
2/20/70	91	Washington	86	W	1
1/24/70	63	Utah State	68	L	1
3/7/69	79	at Stanford	83	L	2
3/1/69	77	UCLA	84	L	1
1/11/69	73	Washington	74	L	1
3/2/68	91	at USC	90	W	1
12/9/67	78	at San Francisco	74	W	1



Gene Ransom played 63.5 minutes in Cal's five overtime win over Oregon in 1977.

2/25/67	57	at Oregon State	59	L	1
1/14/67	99	at USC	95	W	2
12/23/67	87	at Illinois	97	L	1
3/6/64	59	at Stanford	61	L	1
3/8/63	63	at USC	77	L	1
1/8/63	68	Stanford	70	L	2
3/3/62	68	at Washington	65	W	1
12/9/61	57	at San Francisco	59	L	1
3/3/61	52	Washington	51	W	1
2/11/61	58	at Washington	59	L	1
12/28/60	80	Iowa	83	L	4
12/21/60	53	St. Louis	54	L	1
12/29/59	65	USC	61	W	1
3/15/58	62	Seattle	66	L	1
12/10/57	67	St. Mary's	57	W	1
2/3/56	65	Oregon State	63	W	1
12/10/54	77	Pacific	82	L	1
12/22/53	73	Hawaii	70	W	2

Note: Records incomplete before 1952-53 season

Record in all overtime games	36-43
1 overtime	24-35
2 overtimes	11-6
3 overtimes	0-1
4 overtimes	0-1
5 overtimes	1-0
Most overtime games in one season	4 (1972)
Most frequent overtime opponent	USC, 10 (7-3)



TEAM SEASON BESTS



VICTORIES

1. 1946	30-6
2. 1960	28-2
3. 1959	25-4
1948	25-9
5. 1939	24-8
6. 2002	23-9
1997	23-9
8. 1999	22-11
1994	22-8
1990	22-10

POINTS SCORED

1. 1987	2,452 (35 games)
2. 1990	2,421 (32 games)
3. 1989	2,418 (33 games)
4. 1999	2,406 (33 games)
5. 1997	2,402 (32 games)
6. 1993	2,380 (30 games)
7. 2000	2,375 (33 games)
8. 1994	2,358 (30 games)
9. 2002	2,310 (32 games)
10. 2001	2,304 (31 games)

POINTS PER GAME

1. 1971	83.9
2. 1995	79.9
3. 1993	79.3
4. 1994	78.6
5. 1991	77.8
6. 1968	76.7
7. 1969	76.7
8. 1972	76.7
9. 1978	76.4
10. 1977	76.1

SCORING MARGIN

(min. 10 games)

1. 1917	+24.8
2. 1926	+16.2
3. 1922	+15.6
4. 1960	+13.6
5. 1959	+12.9
6. 1927	+11.6
7. 1946	+11.1
8. 1957	+10.7
9. 1923	+10.3
10. 1939	+8.6

REBOUNDS

1. 1972	1,415 (29 games)
2. 1960	1,405 (30 games)
3. 1971	1,353 (25 games)
4. 1969	1,329 (25 games)
5. 1959	1,307 (29 games)
6. 1968	1,305 (25 games)
7. 1970	1,261 (26 games)
8. 1997	1,216 (32 games)
9. 1999	1,200 (33 games)
10. 1987	1,181 (35 games)

REBOUNDS PER GAME

1. 1971	54.1
2. 1969	53.2
3. 1968	52.2
4. 1972	48.8
5. 1970	48.5
6. 1960	46.8
7. 1959	45.1
8. 1973	45.0
9. 1954	43.3
10. 1963	42.7

REBOUND MARGIN

1. 1954	+12.6
2. 1960	+11.2
3. 1969	+6.5
4. 1960	+5.8
5. 1959	+5.0
6. 1971	+4.8
7. 1993	+4.6
8. 1972	+4.4
9. 1973	+4.1
10. 1970	+2.8

FIELD GOALS MADE

1. 1987	918 (35 games)
2. 1993	877 (30 games)
3. 1989	876 (33 games)
4. 1997	871 (32 games)
5. 1999	868 (33 games)
6. 1990	865 (32 games)
7. 1972	864 (29 games)
8. 2000	850 (33 games)
9. 1978	838 (27 games)
10. 1994	837 (30 games)

FIELD GOALS ATTEMPTED

1. 1951	2,326 (32 games)
2. 1999	2,010 (33 games)
3. 1987	1,999 (35 games)
4. 1972	1,978 (29 games)
5. 2000	1,926 (33 games)
6. 1978	1,918 (27 games)
7. 1971	1,909 (25 games)
8. 1997	1,905 (32 games)
9. 1993	1,855 (30 games)
10. 2002	1,849 (32 games)

FIELD GOAL PERCENTAGE

1. 1982	51.3
2. 1990	50.1
3. 1989	50.1
4. 1981	49.7
5. 1986	49.2
6. 1985	48.5
7. 2001	47.9
8. 1983	47.4
9. 1993	47.3
10. 1994	46.7

3-POINT FIELD GOALS MADE

1. 1990	196 (33 games)
2. 1995	189 (27 games)
3. 2002	187 (32 games)
4. 2000	180 (33 games)
5. 2001	176 (31 games)

3-POINT FIELD GOALS ATTEMPTED

1. 2002	595 (32 games)
2. 1995	530 (27 games)
3. 2000	528 (33 games)
4. 1994	524 (30 games)
5. 2001	503 (31 games)

3-POINT FIELD GOAL PERCENTAGE

1. 1990	38.7
2. 1988	37.5
3. 1992	37.2
1991	37.2
5. 1987	36.8

FREE THROWS MADE

1. 1999	553 (33 games)
2. 1989	544 (33 games)
3. 1996	532 (28 games)
4. 1997	518 (32 games)
5. 1987	513 (35 games)
6. 1994	509 (30 games)
7. 2001	502 (31 games)
1957	502 (26 games)
9. 1956	501 (25 games)
10. 1990	497 (32 games)

FREE THROWS ATTEMPTED

1. 1999	824 (33 games)
2. 1960	777 (30 games)
3. 1997	771 (32 games)
4. 1994	760 (30 games)
5. 1996	759 (28 games)
6. 1989	742 (33 games)
7. 1956	741 (25 games)
8. 1993	738 (30 games)
9. 1953	733 (26 games)
1954	733 (27 games)
1952	733 (30 games)

FREE THROW PERCENTAGE

1. 1987	73.5
2. 1989	73.3
3. 1988	72.9
4. 1991	72.5
1972	72.5
6. 1977	71.9
7. 1983	70.8
8. 1990	70.4
9. 1971	70.3
10. 1965	70.2

ASSISTS

1. 1989	611 (33 games)
2. 1987	552 (35 games)
3. 1990	538 (32 games)
4. 1994	529 (30 games)
5. 1997	520 (32 games)
6. 1993	514 (30 games)
7. 2001	508 (31 games)
8. 1978	494 (27 games)
9. 2002	487 (32 games)
10. 1972	478 (29 games)

STEALS

1. 1993	284 (30 games)
2. 1999	278 (33 games)
3. 1997	271 (32 games)
4. 1994	258 (30 games)
5. 2002	253 (32 games)

BLOCKED SHOTS

1. 1997	135 (32 games)
2. 2002	132 (32 games)
3. 1999	123 (33 games)
4. 1996	121 (28 games)
5. 1994	120 (30 games)



BIGGEST CAL WINS (SINCE 1937)

OVERALL

- 60, Cal (127) vs. Oklahoma City (67), Jan. 3, 1972
- 57, Cal (72) vs. Fort Mason (15), Nov. 20, 1946
57, Cal (87) vs. Pacific (30), Dec. 13, 1962
- 54, Cal (102) at Hilo All-Stars (48), Feb. 1952
54, Cal (95) at Hilo All-Stars (41), Feb. 1952
- 48, Cal (92) vs. Central Connecticut (44), Dec. 30, 1988
- 47, Cal (97) vs. Morgan State (50), Nov. 25, 1991
- 46, Cal (86) vs. Baylor (40), Dec. 20, 1950
- 46, Cal (71) vs. San Francisco State (25), Dec. 4, 1946
- 45, Cal (109) vs. UC San Diego (64), Dec. 15, 1979

HARMON GYM/HAAS PAVILION

- 60, Cal (127) vs. Oklahoma City (67), Jan. 3, 1972
- 57, Cal (72) vs. Fort Mason (15), Nov. 20, 1946
57, Cal (87) vs. Pacific (30), Dec. 13, 1962
- 48, Cal (92) vs. Central Connecticut (44), Dec. 30, 1988
- 47, Cal (97) vs. Morgan State (50), Nov. 25, 1991
- 46, Cal (86) vs. Baylor (40), Dec. 20, 1950
- 46, Cal (71) vs. San Francisco State (25), Dec. 4, 1946
- 45, Cal (109) vs. UC San Diego (64), Dec. 15, 1979
- 44, Cal (106) vs. UC Davis (62), Jan. 13, 1983
- 44, Cal (90) vs. Arizona (46), Dec. 27, 1958
- 44, Cal (76) vs. Olympic Club (32), Nov. 30, 1947

AWAY

- 54, Cal (102) at Hilo All-Stars (48), Feb. 1952
54, Cal (95) at Hilo All-Stars (41), Feb. 1952
- 40, Cal (88) at Stanford (48), March 1, 1947
- 39, Cal (112) at Texas Southern (73), Nov. 29, 1995[^]
- 33, Cal (78) vs. Mississippi State (45), Dec. 9, 1996*
- 32, Cal (86) at Oldsmobile Rockets (37) Feb. 1951
- 31, Cal (96) at New York (65), Dec. 30, 1957
- 30, Cal (73) at USC (43), Feb. 12, 1998
- 27, Cal (79) at Service Center (52), Feb. 1951
- 26, Cal (102) at Washington State (76), Feb. 22, 1971
26, Cal (72) at Hawaii (46), Feb. 1952

*at Landover, MD

[^]game later forfeited by Cal for use of ineligible player

BIGGEST CAL LOSSES (SINCE 1937)

OVERALL

- 51, Cal (50) at Stanford (101), Feb. 19, 2000
- 46, Cal (53) at Arizona (99), March 2, 2002
- 44, Cal (71) at UCLA (115), March 2, 1968
- 39, Cal (43) at UCLA (82), Jan. 15, 1972
- 37, Cal (63) at Arizona (100), Feb. 21, 1991
37, Cal (66) at UCLA (103), Jan. 13, 1967

HARMON GYM/HAAS PAVILION

- 36, Cal (55) vs. Arizona State (91), Feb. 3, 1979
- 32, Cal (56) vs. Stanford (88), Feb. 17, 2001
- 31, Cal (43) vs. Oregon State (74), Jan. 9, 1982
31, Cal (55) vs. Oregon State (86), Jan. 26, 1980
- 30, Cal (72) vs. UCLA (102), Jan. 18, 1975
30, Cal (64) vs. UCLA (94), Jan. 12, 1968

AWAY

- 51, Cal (50) at Stanford (101), Feb. 19, 2000
- 46, Cal (53) at Arizona (99), March 2, 2002
- 44, Cal (71) at UCLA (115), March 2, 1968
- 39, Cal (43) at UCLA (82), Jan. 15, 1972
- 37, Cal (63) at Arizona (100), Feb. 21, 1991
37, Cal (66) at UCLA (103), Jan. 13, 1967

LONGEST CAL WIN STREAKS

OVERALL

- 30, March 1925 to 1928
- 25, Jan. 7, 1959 to Dec. 30, 1959
- 21, 1908 to 1915
- 19, Jan. 4, 1960 to March 18, 1960
- 15, Dec. 5, 1953 to Jan. 30, 1954
- 14, Dec. 7, 1956 to Feb. 16, 1957
14, Jan. 9, 1948 to March 5, 1948
- 12, 1916 to 1917
- 11, 1932 to 1933
- 11, Dec. 27, 1938 to Jan. 24, 1939

HARMON GYM/HAAS PAVILION

- 26, Dec. 27, 1958 to Dec. 16, 1960
- 23, Nov. 25, 1995 to Dec. 28, 1999*
- 16, Feb. 1953 to Jan. 30, 1954
- 15, Dec. 8, 1945 to March 8, 1946
- 14, March 4, 2000 to Feb. 1, 2001
- 13, Jan. 31, 1925 to 1927-28
- 12, Nov. 15, 2001 to Jan. 19, 2002
- 11, Jan. 15, 1977 to Nov. 26, 1977
- 10, March 9, 1985 to Jan. 25, 1986
10, March 2, 1957 to Feb. 21, 1958
10, Dec. 27, 1938 to Feb. 10, 1939

*Seven of first eight games of streak later forfeited for use of ineligible player.



THE LAST TIME



INDIVIDUAL

SCORING

Cal player scored 30 or more points:

39, Amit Tamir vs. Oregon, Feb. 9, 2002

Cal player scored 35 or more points:

39, Amit Tamir vs. Oregon, Feb. 9, 2002

Cal player scored 40 or more points:

48, Ed Gray at Washington State, Feb. 22, 1997

Cal player made 15 or more field goals:

17, Mark McNamara vs. Seattle Pacific, Dec. 22, 1980

Cal player made 5 or more three-pointers:

6, Ryan Forehan-Kelly, vs. UCLA, March 7, 2002

Cal player made 15 or more free throws:

16, Ed Gray at Washington State, Feb. 22, 1997 (16-17)

Opponent player scored 30 or more points:

33, Chris Crosby, at Washington State, Feb. 26, 2000

Opponent player scored 35 or more points:

61, Eddie House, Arizona State, Jan. 8, 2000

Opponent player scored 40 or more points:

61, Eddie House, Arizona State, Jan. 8, 2000

Opponent player made 15 or more field goals:

18, Eddie House, Arizona State, Jan. 8, 2000

Opponent player made 5 or more three-pointers:

5, Joe See, Oregon State, Feb. 7, 2002

Opponent player made 15 or more free throws:

18, Eddie House, Arizona State, Jan. 8, 2000 (18-19)

REBOUNDING

Cal player had 15 or more rebounds:

17, Jamal Sampson vs. Washington, Jan. 17, 2002

Cal player had 20 or more rebounds:

22, Mark McNamara vs. Arizona, Jan. 30, 1982

Opponent player had 15 or more rebounds:

15, B.B. Waldon, at South Florida, Dec. 1, 2001

OTHER STATISTICS

Cal player had 10 or more assists:

10, Shantay Legans vs. Arizona State, March 8, 2001

Cal player had 5 or more steals:

6, A.J. Diggs vs. Harvard, Dec. 28, 2001

Cal player had 3 or more blocked shots:

3, Solomon Hughes vs. Penn, March 15, 2002

3, Jamal Sampson vs. Penn, March 15, 2002

Opponent player had 10 or more assists:

11, Luke Walton, at Arizona, March 2, 2002

Opponent player had 5 or more steals:

5, Jeff Trepagnier, USC, Feb. 3, 2001

Opponent player had 3 or more blocked shots:

3, Dan Gadzuric, UCLA, Feb. 21, 2002

TEAM


SCORING

Cal scored 90 or more points:

91 at Arizona State (80), Feb. 28, 2002

Cal scored 100 or more points:

107 vs. Oregon (103), Feb. 7, 2002 (2OT)



Thomas Kilgore scored 34 points at Washington State in 1999.

Cal scored under 50 points:

43 vs. Oregon State (46), March 5, 1998

Cal scored under 40 points:

37 vs. Washington State (59), Jan. 14, 1988

Cal scored under 30 points:

24 vs. San Francisco (33), Jan. 28, 1956

Cal made 40 or more field goals:

40 vs. Texas Southern, Nov. 30, 1997

Cal made 45 or more field goals:

45 vs. UC Davis, Jan. 13, 1983

Cal made 10 or more three-pointers:

11 vs. Oregon, March 9, 2002

Cal made 15 or more three-pointers:

15 at USC, Jan. 24, 2002

Cal made 30 or more free throws:

31 at Washington State, Feb. 22, 1997

Cal made 35 or more free throws:

39 vs. Stanford, Jan. 19, 1985

Opponent scored 90 or more points:

90, Arizona vs. Cal (78), March 8, 2002

Opponent scored 100 or more points:

103, Oregon at Cal (107), Feb. 7, 2002 (2OT)

Opponent scored under 50 points:

27, Eastern Washington at Cal (56), Nov. 16, 2002

Opponent scored under 40 points:

27, Eastern Washington at Cal (56), Nov. 16, 2002



Ed Gray

- Opponent scored under 30 points:**
27, Eastern Washington at Cal (56), Nov. 16, 2002
- Opponent made 40 or more field goals:**
40, UCLA, Feb. 23, 1995
- Opponent made 45 or more field goals:**
45, at Washington, Feb. 12, 1981
- Opponent made 10 or more three-pointers:**
11, vs. Penn, March 15, 2002
- Opponent made 15 or more three-pointers:**
16, Davidson, Jan. 2, 2000
- Opponent made 30 or more free throws:**
32, at Oregon, Jan. 10, 2002
- Opponent made 35 or more free throws:**
35, at Arizona, Feb. 7, 1993

REBOUNDING

- Cal had 50 or more rebounds:**
50 vs. Houston, Nov. 20, 1999
- Cal had 60 or more rebounds:**
73 vs. Portland, Nov. 27, 1976
- Opponent had 50 or more rebounds:**
50, at South Florida, Dec. 1, 2001

OTHER STATISTICS

- Cal had 20 or more assists:**
20 vs. UCLA, March 7, 2002
- Cal had 25 or more assists:**
29 vs. Fresno State, Dec. 11, 2001
- Cal had 10 or more steals:**
10 vs. UCLA, March 7, 2002
- Cal had 15 or more steals:**
16 vs. Mount St. Mary's, Dec. 21, 2001

- Cal had 5 or more blocked shots:**
5 vs. Pittsburgh, March 17, 2002
- Cal had 7 or more blocked shots:**
8 vs. Harvard, Dec. 28, 2001
- Opponent had 20 or more assists:**
22, at Arizona, March 2, 2002
- Opponent had 25 or more assists:**
26, at Stanford, Feb. 19, 2000
- Opponent had 10 or more steals:**
11, vs. Fresno State, March 16, 2001
- Opponent had 15 or more steals:**
16, Arizona State, Jan. 14, 1995
- Opponent had 5 or more blocked shots:**
6, at Washington, Feb. 16, 2002
- Opponent had 7 or more blocked shots:**
7, vs. Fresno State, March 16, 2001

MISCELLANEOUS

- Cal had a 5 or more game winning streak:**
5, Dec. 6, 2001 to Dec. 29, 2001
- Cal had a 10 or more game winning streak:**
19, Jan. 4, 1960 to March 18, 1960
- Cal had a 15 or more game winning streak:**
19, Jan. 4, 1960 to March 18, 1960
- Cal had a 20 or more game winning streak:**
25, Jan. 7, 1959 to Dec. 30, 1959
- Cal played in front of a crowd of 15,000 or more:**
17,015 vs. Pittsburgh, March 17, 2002 (Mellon Arena)
- Cal played in front of a crowd of 20,000 or more:**
30,617 vs. North Carolina, March 21, 1997 (Carrier Dome)

NATIONAL RANKINGS

- Cal beat a Top 25 team at home:**
Cal 83, No. 20 USC 64, Feb. 23, 2002
- Cal beat a Top 10 team at home:**
Cal 89, No. 7 Arizona 76, Feb. 25, 1999 (Oakland Arena)
- Cal beat a Top 5 team at home:**
Cal 85, No. 1 UCLA 70, Jan. 30, 1994 (Oakland Arena)
- Cal beat a No. 1 team at home:**
Cal 85, No. 1 UCLA 70, Jan. 30, 1994 (Oakland Arena)
- Cal beat a Top 25 team on the road:**
Cal 92, No. 23 USC 91 OT, Jan. 24, 2002
- Cal beat a Top 10 team on the road:**
Cal 74, No. 9 Arizona 72, Feb. 12, 1995
- Cal beat a Top 5 team on the road:**
Cal 100, No. 4 UCLA 93, Jan. 28, 1995
- Cal beat a No. 1 team on the road:**
No. 2 Cal 77, No. 1 Cincinnati 69 (NCAA Final Four, San Francisco, CA)
- Cal was ranked in the AP Top 25:**
No. 25 on March 8, 2002
- Cal was ranked in the AP Top 20:**
No. 20 on Jan. 14, 1995
- Cal was ranked in the AP Top 15:**
No. 14 on Dec. 29, 1994
- Cal was ranked in the AP Top 10:**
No. 6 on Nov. 19, 1993
- Cal was ranked in the AP Top 5:**
No. 2 on March 18, 1960
- Cal was ranked No. 1 by AP:**
Never